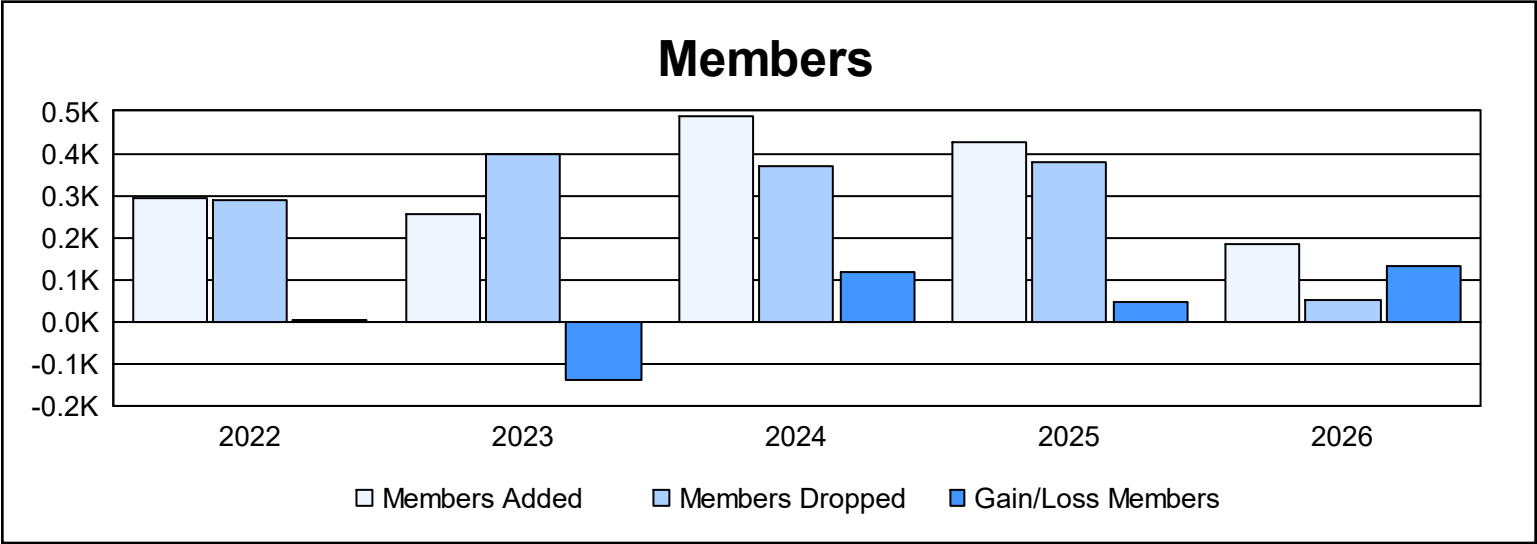
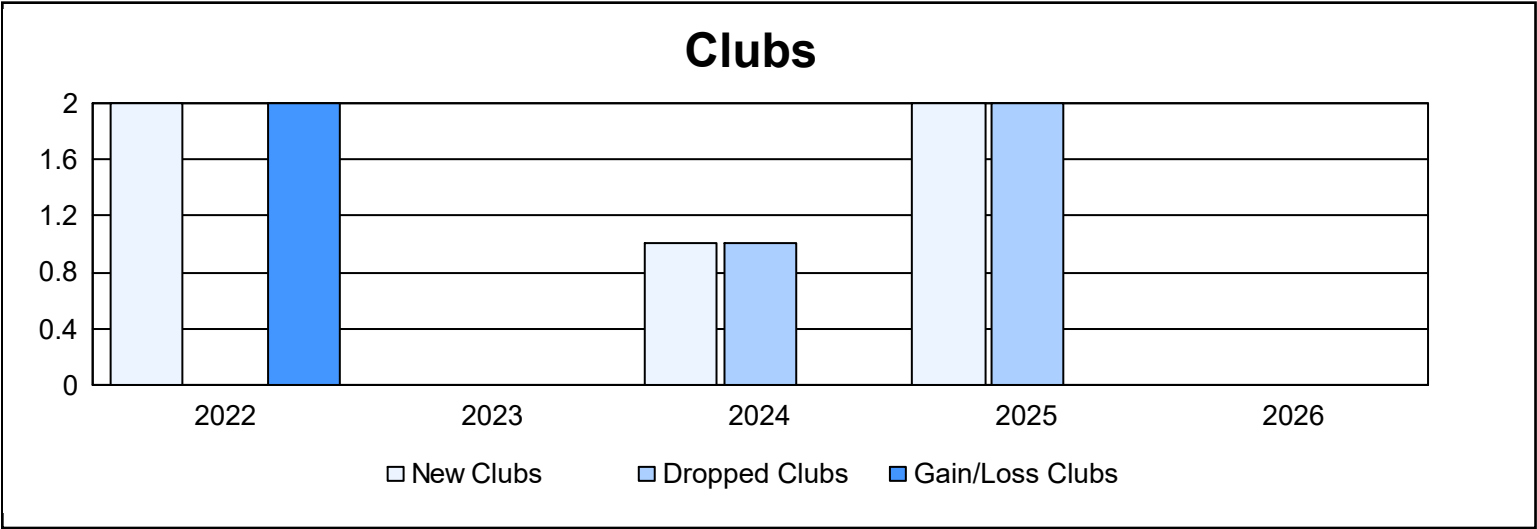
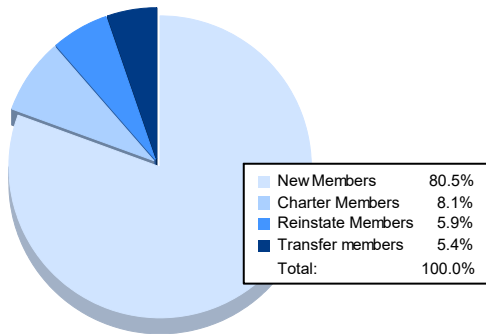


| Year | New Clubs | Dropped Clubs | Gain/ Loss Clubs | New Members | Charter Members | Reinstate Members | Transfer Members | Total Member Added | Total Members Dropped | Gain/ Loss Members |
|-----------|-----------|---------------|------------------|-------------|-----------------|-------------------|------------------|--------------------|-----------------------|--------------------|
| 2021-2022 | 2 | 0 | 2 | 204 | 67 | 14 | 8 | 293 | 288 | 5 |
| 2022-2023 | 0 | 0 | 0 | 216 | 6 | 30 | 5 | 257 | 397 | -140 |
| 2023-2024 | 1 | 1 | 0 | 305 | 81 | 89 | 11 | 486 | 368 | 118 |
| 2024-2025 | 2 | 2 | 0 | 308 | 85 | 24 | 10 | 427 | 380 | 47 |
| 2025-2026 | 0 | 0 | 0 | 149 | 15 | 11 | 10 | 185 | 51 | 134 |
| Average | 1 | 1 | 0 | 236 | 51 | 34 | 9 | 330 | 297 | 33 |



Membership Composition

December 2025 Cumulative



Gender Composition

December 2025 Cumulative

